

PHASE FAILURE and SEQUENCE MONITORING DEVICE (without Neutral)

In three phase systems, when all phases are in correct order and phases are balanced, Normal LED turns on and the relay is energized.

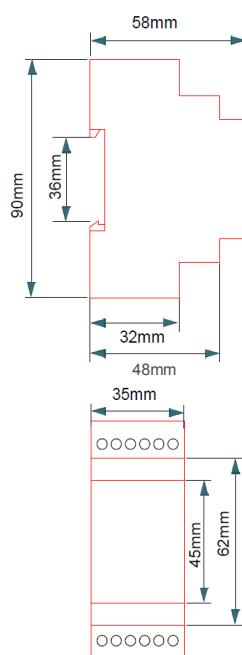
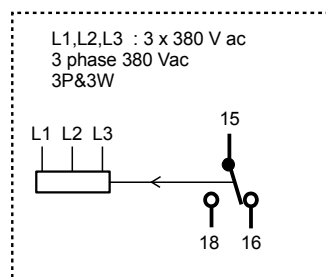
Missing Phase : When at least one of phases L1, L2, L3 is missing, phase off LED turns on and relay de-energizes its contact.

Phase Sequence : If the phase sequence is correct, Relay On LED turns on and relay energizes its contact. If phase order is changed, Phase Off LED turns on and relay de-energizes its contact.

Phase Voltage Unbalance : Phase-phase voltage unbalance is adjusted using the knob located on the front panel of the device. If phase unbalance exceeds the adjusted limit, Phase Off LED turns on, relay de-energises its contact .

Voltage Asymmetry Adjustment (Phase Unbalance)(asym.%)

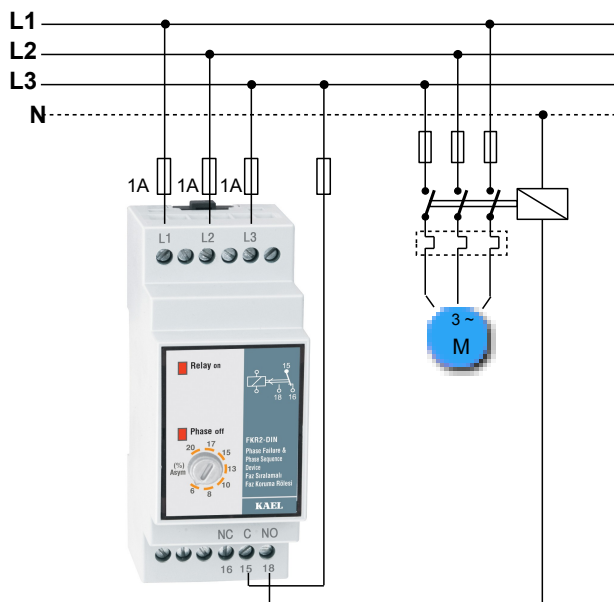
Phase to phase asymmetry is adjusted using the adjustment knob in the range of $\pm 6\%$ $\pm 20\%$



Technical Data:

Rated Voltage, Un	: 3 Phases (3 x 380Vac)
Operating Range	: (0,8-1,1) x Un (Un nominal voltage)
Frequency	: 50 / 60 Hz
Energizing and de-energizing difference (15-16)	: +%3 : Normally Closed Contact
(15-18)	: Normally Open Contact
Contact Current	: max. 5A/250 VAC
Power Consumption	: < 8 VA
Device Protection Class	: IP20
Connector Protection Class	: IP00
Ambient Temperature	: -5 °C.....+50 °C
Humidity	: %15.....%95 (without condensation)
Connection Type	: Perpendicular to inner panel or to connection rail
Dimensions	: 58 x 90 x 35

Connection Scheme



PHASE FAILURE and SEQUENCE MONITORING DEVICE (without Neutral)

In three phase systems, when all phases are in correct order and phases are balanced, Normal LED turns on and the relay is energized.

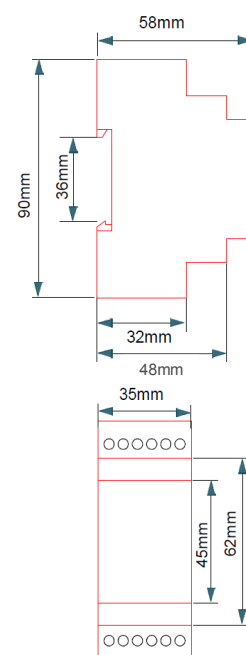
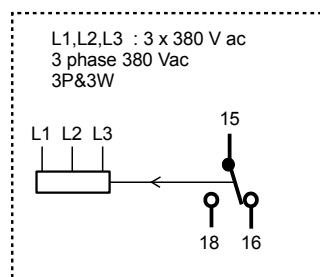
Missing Phase : When at least one of phases L1, L2, L3 is missing, phase off LED turns on and relay de-energizes its contact.

Phase Sequence : If the phase sequence is correct, Relay On LED turns on and relay energizes its contact. If phase order is changed, Phase Off LED turns on and relay de-energizes its contact.

Phase Voltage Unbalance : Phase-phase voltage unbalance is adjusted using the knob located on the front panel of the device. If phase unbalance exceeds the adjusted limit, Phase Off LED turns on, relay de-energises its contact .

Voltage Asymmetry Adjustment (Phase Unbalance)(asym.%)

Phase to phase asymmetry is adjusted using the adjustment knob in the range of $\pm 6\%$ $\pm 20\%$



Technical Data:

Rated Voltage, Un	: 3 Phases (3 x 380VAc)
Operating Range	: (0,8-1,1) x Un (Un nominal voltage)
Frequency	: 50 / 60 Hz
Energizing and de-energizing difference (15-16)	: +%3 : Normally Closed Contact
(15-18)	: Normally Open Contact
Contact Current	: max. 5A/250 VAC
Power Consumption	: < 8 VA
Device Protection Class	: IP20
Connector Protection Class	: IP00
Ambient Temperature	: -5 °C.....+50 °C
Humidity	: %15.....%95 (without condensation)
Connection Type	: Perpendicular to inner panel or to connection rail
Dimensions	: 58 x 90 x 35

Connection Scheme

