

MULTIMET-03-96

Multimeter

A	IL1, IL2, IL3
V	VL1N, VL2N, VL3N VL12, VL13, VL23
Hz	
TRUE RMS	
Reduced Price	



SPECIFICATIONS

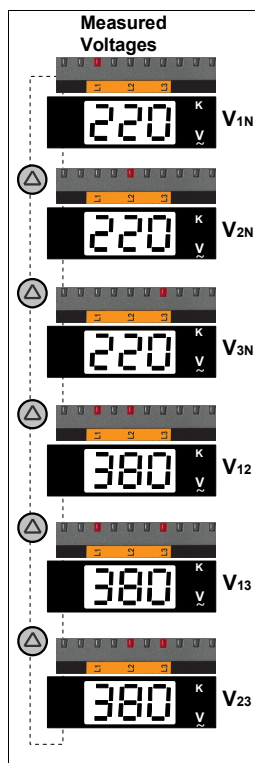
- Microprocessor based
- Measurement of 3 phase electrical quantities (VL-N, A, VL-L, Hz)
- Setting of current and voltage transformer ratios
- Easy Access to menu
- Reduces both number of measurement equipment used in the panel and connection time.
- Lower Electrical panel costs.

General

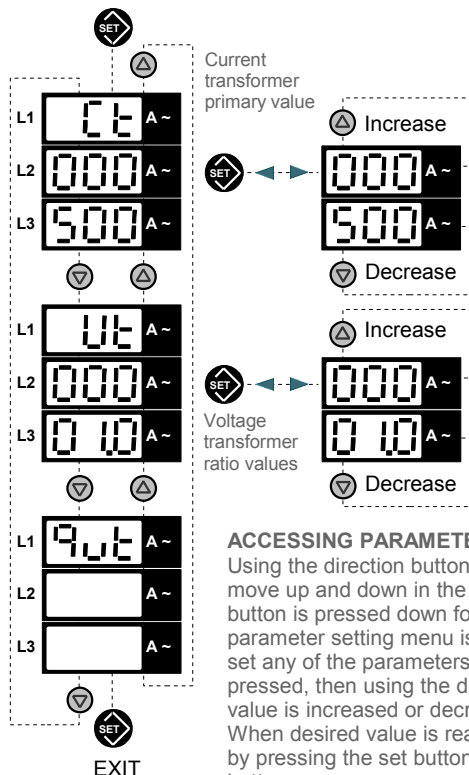
Multimet gives the ability of tracking electrical parameters for 3 phase systems such as, phase currents, phase-neutral & phase-phase voltages, frequency. Current and voltage transformer ratios can be set by the user.

Using the directions buttons, desired parameters can be accessed easily.

On the other hand, its displays make it possible to track values from long distance.



Enter Pressing
for 3 seconds



ACCESSING PARAMETERS:

Using the direction buttons, it is possible to move up and down in the menu. When set button is pressed down for 3 seconds, parameter setting menu is accessed and to set any of the parameters, first set button is pressed, then using the directions buttons, value is increased or decreased. When desired value is reached, it is stored by pressing the set button. Using the direction buttons.

Ct: Current transformer value : (5...10000)

The current tranformer's primary value should be entered. For example if 500/5A current is used then 500 must be entered.

Ut: Voltage transformer value : (1...1000)

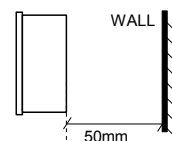
If no voltage transformer is used, this parameter must be left as 1.

TECHNICAL DATA :

Rated Voltage (Un)	: 230 VAC
Operating Range	: (0.8 – 1.1)xUn
Frequency	: 50 Hz
Supply Power Consumption	: < 6 VA
Measurement Power Consumption	: < 1 VA
Voltage Measurement Range	: (Phase-Neutral) 30-300 VAC, 45-90 VAC (Phase-Phase) 30-600 VAC, 45-90 VAC
Current Measurement Range	: (Secondary current)50mA – 6 Amp.ac
Minimum Measurement Values	: 50 mA, 30V
Measurement Sensitivity	: %1±1 dijitt
Voltage Transformer Ratio	: 1 1000
Current Transformer Ratio	: 5/5 10000/5 A
Dev ice Protection Class	: IP20
Connector Protection Class	: IP00
Ambient Temperature	: -5°C.....+50°C
Humidity	: 15% 95% (without condensation)
Connection Type	: To front panel tap
Dimensions	: 96x96x56 mm

Installation

- 1- An outlet in square form by 92 mm x 92 mm will be made on the panel where the assembly of the device will be made.
- 2- Prior to the assembly of the device, remove the apparatus of the panel.
- 3- Insert the device from the front window drilled at the panel.
- 4- Fix the device to the panel by using panel holding apparatus at the back of the device.



PANEL OUTLET MEASUREMENT

Connection

